

Borroughs Standard Powder Coat Colors

Borroughs powder coat finishes are high quality, durable and inert. Borroughs offers 7 standard colors. We also offer custom color matching, using Borroughs computerized technology.

The colors depicted on this publication have been reproduced using a printing process and are only provided as a guide. The actual painted product may vary. All colors are not available on all products. Please contact your Borroughs Dealer for details.



Borroughs Corporation
3002 N. Burdick Street Kalamazoo, MI 49004
t: 800-748-0227 | f: 269-342-4161 | www.borroughs.com

ISO 14001:2004 and 9001:2008 Registered
Printed in the U.S.A. | © 2017 Borroughs Corporation | Form # 51404-07-2017 (HP)



HIGH-DENSITY DRAWER SYSTEMS

BORROUGHS NEW

HIGH-DENSITY DRAWER SYSTEM

Welcome to the **NEW HD Drawers Shelving Systems**. Our challenge: Take one of our most popular and effective products and ask, "How can we make it better for our customers?" The answer: Deliver better technology in the form of the best slide suspension in the business. Shorten the installation time by 50%. And finally, make the changes, with little to no price impact. We are very pleased to say, mission accomplished.

The all NEW HD Drawers take advantage of the modular design incorporated into our highly rated modular drawer cabinets. Combine that with our award winning Box Edge Plus® shelving systems to create a storage system guaranteed to turn heads.




HD DRAWERS

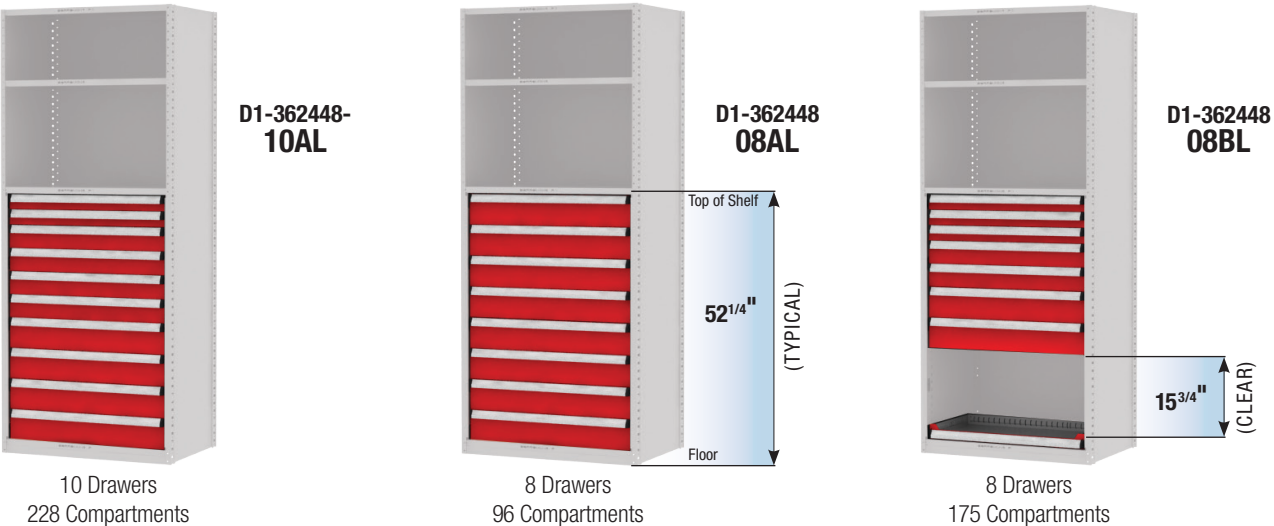
SAMPLE OF PRE-CONFIGURED UNITS

(DRAWER SYSTEM ONLY – **SHELVING NOT INCLUDED**) FOR A COMPLETE LIST OF PRE-CONFIGURED UNITS, PLEASE CONTACT YOUR BORROUGHS REGIONAL MANAGER

48" WIDE X 24" DEEP DRAWER SYSTEMS



36" WIDE X 24" DEEP DRAWER SYSTEMS



36" WIDE X 18" DEEP DRAWER SYSTEMS

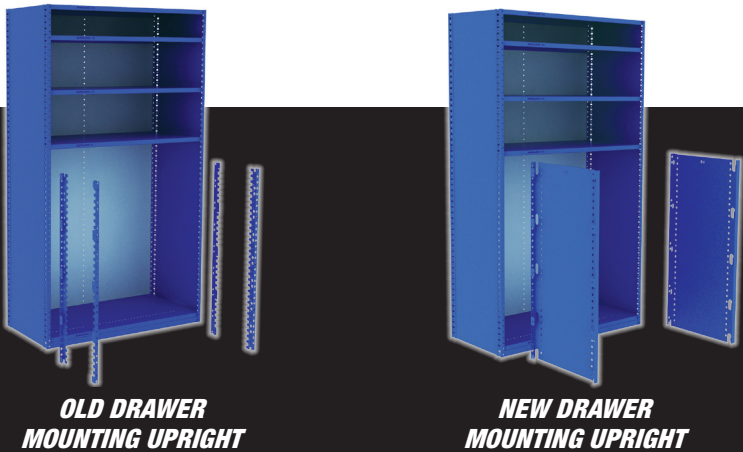


• Part numbers include: mounting upright panels, drawer(s), slides, partitions and dividers (partitions & dividers - factory installed).

MOUNTING UPRIGHT

CHALLENGE

OLD vs. NEW



FEATURES & BENEFITS


	OLD DRAWER MOUNTING UPRIGHT	NEW DRAWER MOUNTING UPRIGHT
Time savings in installation of mounting brackets		X
Brackets modern, cleaner finish		X
4 Individual brackets to mount	X	
2 solid mounting bracket panels		X
Larger holes allow for easier accessibility while installing		X

PRE-CONFIGURED DRAWER SYSTEM

PART NUMBER LEGEND

PRE-CONFIGURED DRAWERS


Borroughs offers a large number of standard pre-configured drawer interiors frequently ordered for small parts storage. For simplicity, these Borroughs' drawers and interiors can be ordered as a complete, outfitted assembly using only one part number. This provides the drawer, including the slide and handle/label holder, factory installed partitions with essential dividers packaged together. This makes ordering quick and easy...and saves installation time, too!



Shelving not included.
Pre-Configured units come with: Mounting Upright Panels, Drawers, Slides, Partitions and Dividers (partitions and dividers are factory installed).

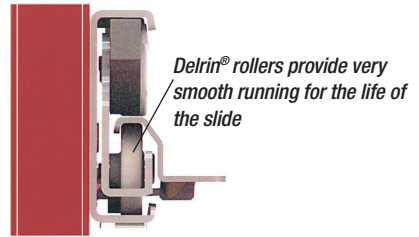
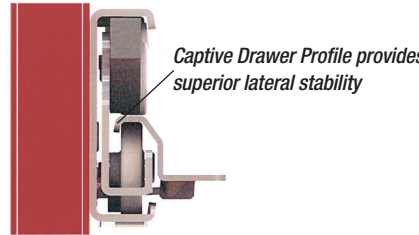
SLIDE TECHNOLOGY

PERFORMANCE & DURABILITY



SLIDE SUSPENSION

The new slide suspension uses a roller composition, improving the running ability of the drawer and eliminating walking and wearing of the profiles due to friction of steel on steel. The Delrin® rollers increase performance and the lifetime of the slide exponentially.



FEATURES INCLUDE:

- High tensile strength
- High shock resistance
- Stability – No property changes due to aging
- Self-lubricating
- Acid and base resistant
- High dynamic weight capacity
- Quiet running qualities
- Does not grind into the slide as steel rollers may do over time

PRODUCT MODEL

D1 - 48 24 48 - 05 A L

DRAWER WIDTH

OPTIONS = 36, 48

DRAWER DEPTH

OPTIONS = 18, 24

DRAWER QUANTITY

MUST BE TWO (2) DIGIT NUMBER

DRAWER CONFIGURATION

A PRE-DETERMINED LETTER THAT DEFINES A SPECIFIC GROUPING OF DRAWERS AND INTERIORS

DRAWER INTERIORS	
OPTION	DESCRIPTION
E	EMPTY DRAWERS
L	PRE-DETERMINED INTERIORS (DIVIDERS & PARTITIONS FACTORY INSTALLED)

FRAME HEIGHT	
OPTION	SIZE
06	6"
12	12"
18	18"
24	24"
36	36"
48	48"

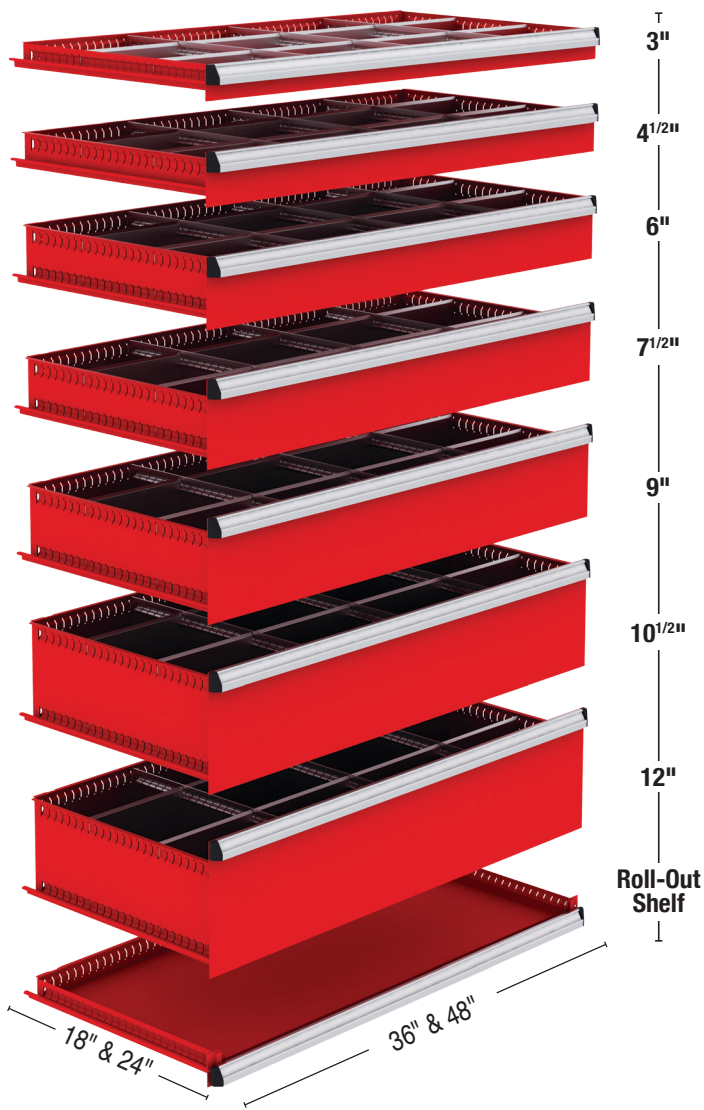
SLIDE SUSPENSION CHALLENGE

OLD vs. NEW

FEATURES & BENEFITS	OLD DRAWER SLIDES	NEW DRAWER SLIDES
Features soft close slide		X
110% drawer extension		X
Mounts to drawers and brackets with no hardware		X
400 lb. load capacity	X	X
50% faster installation		X
Drawers can be removed without tools		X
No grease residue from ball bearings		X
Progressive action supports load evenly throughout extension		X

BORROUGHS HD DRAWERS – THE ULTIMATE SHELVING ACCESSORY

Borroughs High Density Drawers provide a powerful storage solution. These heavy-duty, high-density drawers install easily into our Borroughs Box Edge Plus shelving systems. They can modernize and significantly improve the storage space and efficiency of existing or new shelving units.

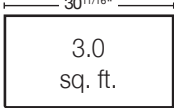
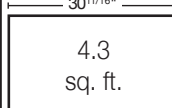
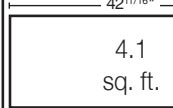
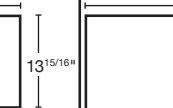


28 DRAWER SIZES

Drawers have 7 different heights: **3", 4 1/2", 6", 7 1/2", 9", 10 1/2", 12"** and **Roll-Out Shelf**. Drawers can be arranged and rearranged to keep your storage system efficient as your operation grows and changes. They can be installed in any combination as long as the total height of the drawer fronts does not exceed the height of the mounting upright panels.

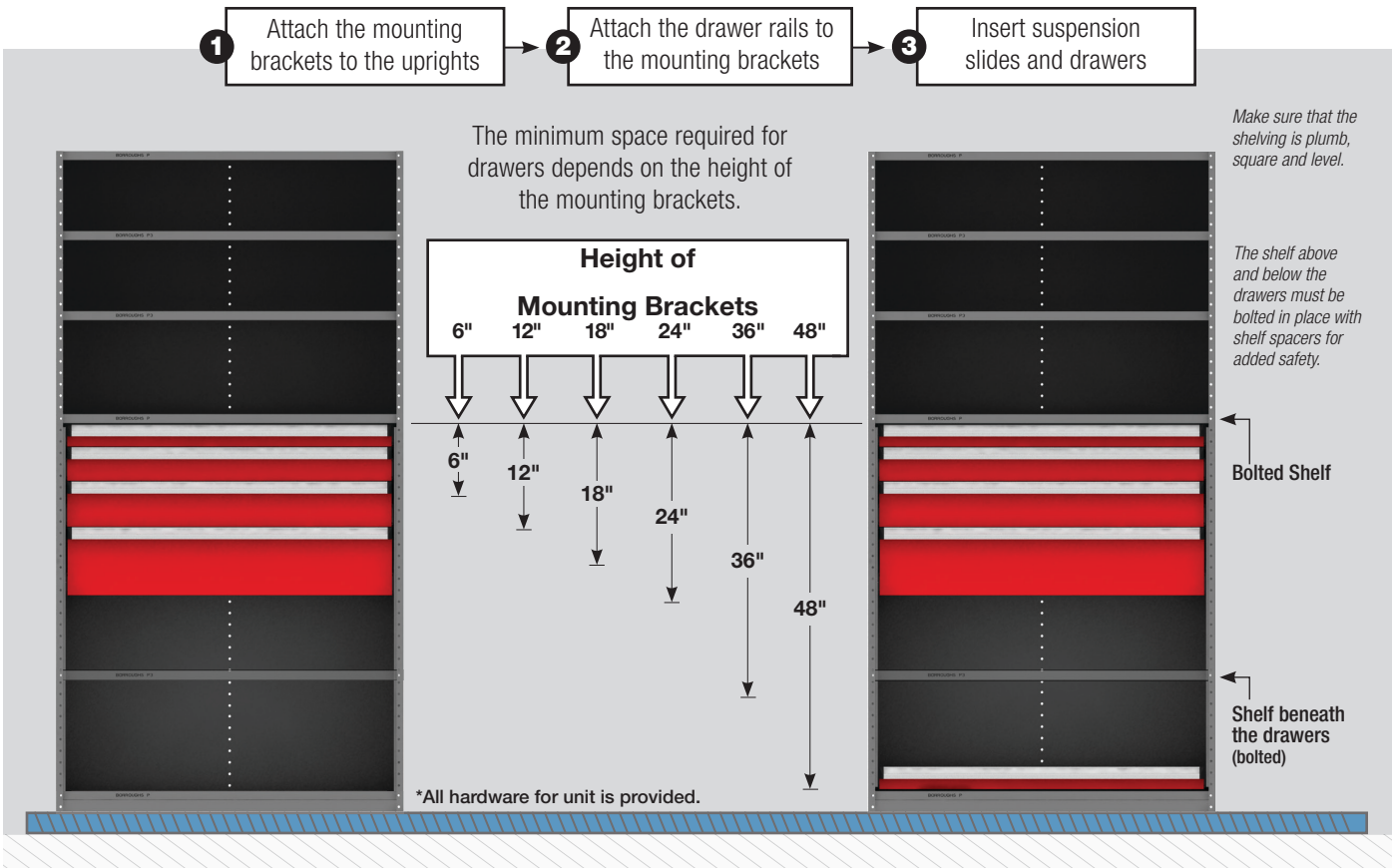
FEATURES

- Drawers fully extend to view and access entire contents.
- Roller bearing suspension for smooth operation.
- Each drawer will support up to 400 pounds of an evenly distributed load.
- Partitions and dividers can be added for custom configuration.
- All hardware and easy-to follow instructions are provided for fast installation.
- Drawer dividers and partitions are galvanized steel & factory installed.

Drawer Sizes	Drawer Front	Usable Height	Interior Clear Dimensions		Interior Clear Dimensions	
			36" x 18"	36" x 24"	48" x 18"	48" x 24"
3"	2 ^{15/16"}	2 ^{1/6"}				
4 1/2"	4 ^{7/16"}	3 ^{9/16"}				
6"	5 ^{15/16"}	5 ^{1/16"}				
7 1/2"	7 ^{7/16"}	6 ^{9/16"}				
9"	8 ^{15/16"}	8 ^{1/16"}				
10 1/2"	10 ^{7/16"}	9 ^{9/16"}				
12"	11 ^{15/16"}	11 ^{1/16"}				
Roll-Out Shelf						

EASY ASSEMBLY FASTER INSTALLATION TIMES

Borroughs HD Drawers in Shelving units assemble using simple tools in three easy steps



EFFICIENT SPACE UTILIZATION

BORROUGHS RECOMMENDATIONS

- 1 Space out shelves wider for plenty of room for larger items to be stored.
- 2 Close-set shelves positioned at eye level help for speedy retrieval.
- 3 Drawers that open 100% or more provide for efficient item locating.
- 4 Store heavy or large items on bottom shelves for safer handling.

